

Item description

According to EN 61984, pluggable connectors without current interrupting capacity shall not be mated and unmated when live or under load.

Data

Electrical data

Ratings per IEC/EN 60664-1

| | |
|---------------------------------|--------|
| Rated voltage (III / 3) | 500 V |
| Rated impulse voltage (III / 3) | 6 kV |
| Rated current | 13.5 A |

Approvals per UL 1059

| | |
|--------------------------------|-------|
| Rated voltage UL (Use Group B) | 300 V |
| Rated current UL (Use Group B) | 15 A |
| Rated voltage UL (Use Group C) | 300 V |
| Rated current UL (Use Group C) | 15 A |
| Rated voltage UL (Use Group D) | 300 V |
| Rated current UL (Use Group D) | 15 A |

Connection data

| | |
|-----------------------|---------------------------|
| Connection technology | Push-in CAGE CLAMP® |
| Actuation type | Open Tool Slot Push-in |



| | |
|--------------------------------------|---|
| Connectable conductor materials | Copper |
| Nominal cross section | 1 mm ² |
| Solid conductor | 0.14 ... 1.5 mm ² / 24 ... 16 AWG |
| Solid conductor, push-in termination | 0.5 ... 1.5 mm ² / 20 ... 16 AWG |
| Fine-stranded conductor | 0.14 ... 1.5 mm ² / 24 ... 16 AWG |
| Strip length | 9 ... 11 mm / 0.35 ... 0.43 inch |
| Note (conductor cross-section) | Depending on the conductor characteristic, a conductor with a smaller cross section can also be inserted via push-in termination. |
| No. of poles | 15 |
| Total number of connection points | 30 |
| Total number of potentials | 15 |
| Type of wiring | Front-entry wiring |

Geometrical Data

| | |
|--------------|----------------------|
| Width | 53.2 mm / 2.094 inch |
| Height | 40.5 mm / 1.594 inch |
| Depth | 25 mm / 0.984 inch |
| Module width | 3.5 mm / 0.138 inch |

Mechanical data

| | |
|---------------|--------------|
| Marking level | Side marking |
|---------------|--------------|

Plug connection

| | |
|------------------------------------|-------------------------|
| Contact type (pluggable connector) | Female connector/socket |
| Connector connection type | for conductors |

Material Data




| | |
|---------------------|--------------------------|
| Color | gray, blue, green-yellow |
| Insulating material | Polyamide 66 (PA 66) |
| Fire load | 0.676 MJ |
| Weight | 40.76 g |

Commercial data



| | |
|--------------------|-------------------|
| Product Group | 18 (X-COM-System) |
| Country of origin | DE |
| GTIN | 4050821222033 |
| Customs Tariff No. | 85366990990 |

Approvals / Certificates





Country specific Approvals

| Logo | Approval | Additional Approval Text | Certificate name |
|--|---------------------------------|--------------------------|------------------|
|  | CCA DEKRA Certification B.V. | EN 60947 | NTR NL 7617 |
|  | CSA DEKRA Certification B.V. | C22.2 No. 158 | 2516073 |
|  | CSA DEKRA Certification B.V. | C22.2 No. 158 | 2516073 |

UL-Approvals

| Logo | Approval | Additional Approval Text | Certificate name |
|--|--------------------------------------|--------------------------|------------------|
|  | UL UL International Germany GmbH | UL 1059 | E45172 |
|  | UL Underwriters Laboratories Inc. | UL 1059 | E45172 |

Compatible products

| ferrule | | |
|--|--|----------|
|  | Item no.: 216-241 Ferrule; Sleeve for 0.5 mm ² / 20 AWG; insulated; electro-tin plated; electrolytic copper; gastight crimped; acc. to DIN 46228, Part 4/09.90 | 216-241 |
|  | Item no.: 216-242 Ferrule; Sleeve for 0.75 mm ² / 18 AWG; insulated; electro-tin plated; electrolytic copper; gastight crimped; acc. to DIN 46228, Part 4/09.90 | 216-242 |
|  | Item no.: 216-243 Ferrule; Sleeve for 1 mm ² / AWG 18; insulated; electro-tin plated; electrolytic copper; gastight crimped; acc. to DIN 46228, Part 4/09.90 | 216-243 |
| Locking lever | | |
|  | Item no.: 2022-151 Locking lever; can be snapped on 1-conductor female plugs; 2 poles and more | 2022-151 |



Item no.: 2022-152

Locking lever; can be snapped on 1-conductor female plugs; 2 poles and more

2022-152

Strain relief plate



Item no.: 734-430

Strain relief plate

734-430

tools



Item no.: 210-647

Operating tool with partially insulated shaft; Blade (2.5 x 0.4) mm; short

210-647



Item no.: 210-648

Operating tool with partially insulated shaft; Blade (2.5 x 0.4) mm; short; angled

210-648



Item no.: 210-719

Operating tool with partially insulated shaft; Type 1, blade (2.5 x 0.4) mm

210-719

Marking accessories



Item no.: 2009-113

WMB-Inline; for Smart Printer; on reel; plain; snap-on type

2009-113



Item no.: 2009-113/000-002

WMB-Inline; for Smart Printer; on reel; plain; snap-on type

2009-113

/000-002



Item no.: 2009-113/000-005

WMB-Inline; for Smart Printer; on reel; plain; snap-on type

2009-113

/000-005



Item no.: 2009-113/000-006

WMB-Inline; for Smart Printer; on reel; plain; snap-on type

2009-113

/000-006



Item no.: 2009-113/000-007

WMB-Inline; for Smart Printer; on reel; plain; snap-on type

2009-113

/000-007



Item no.: 2009-113/000-012

WMB-Inline; for Smart Printer; on reel; plain; snap-on type

2009-113

/000-012



Item no.: 2009-113/000-017

WMB-Inline; for Smart Printer; on reel; plain; snap-on type

2009-113

/000-017



Item no.: 2009-113/000-023

WMB-Inline; for Smart Printer; on reel; plain; snap-on type

2009-113

/000-023



Item no.: 2009-113/000-024

WMB-Inline; for Smart Printer; on reel; plain; snap-on type

2009-113

/000-024



Item no.: 793-3501

WMB marking card; as card; plain; snap-on type

793-3501

Protective Warning Marker

Item no.: 2000-115



Protective warning marker; with high-voltage symbol, black; for 5 terminal blocks

2000-115

Downloads

Documentation

Bid Text

| | | |
|------------------|-----------------|----------|
| 2020-215/000-038 | docx 15.7 kB | Download |
|------------------|-----------------|----------|

Additional Information

| | |
|---------------|----------|
| pdf 2.1 MB | Download |
|---------------|----------|

CAD/CAE - Smart Data

CAD data

| | | |
|------------------------------|-----|----------|
| 3D Download 2020-215/000-038 | URL | Download |
|------------------------------|-----|----------|

Product family

X-COM S-Mini
[Show all products from the family](#)

Subject to changes.
